




Mykolas Romeris
University

How to find information for your papers?

MRU Library, 2022



The aim

To get familiar with the search of information in the main MRU, Lithuanian and foreign scientific e-resources.

Content

1. Keywords
2. Formulating search query
3. Searching for information sources
4. Scientific resources for MRU community:
 - a) Library Electronic Catalogue
 - b) Subscribed Databases
 - c) MRU Institutional Repository
5. Lithuanian Academic Electronic Library - eLABa
6. Open Access Resources
7. Scientific information search systems
8. Services and help at MRU Library
9. Bibliographic references management tools



Keywords

- The **title** of your paper gives you the **main keywords**;
 - Think of **synonyms** and **related terms** (e.g. teenager OR young adult OR adolescent, etc.);
 - Whole title or **abbreviation** (e.g. European Union OR EU);
 - Common name or **scientific term** (e.g. flu OR influenza);
 - **Singular** or **plural** (e.g. child OR children).
-

Keywords

Thezaurus – a type of dictionary that lists words in groups of synonyms and related concepts.

- [UNESCO thesaurus](#)
- [HASSET](#)
- [European Education Thesaurus \(EET\)](#)
- [MeSH \(Medical Subject Headings\)](#)
- ...and many others.

Searching for keywords in Thezaurus

Formulating a search query

AND – the operator narrows the search by instructing the search engine to show only those records that contain **both** words or phrases. If you do not insert AND between your search terms, it will be inserted automatically in most of the search systems.

Example: renaissance Italy is searched as renaissance **AND** Italy

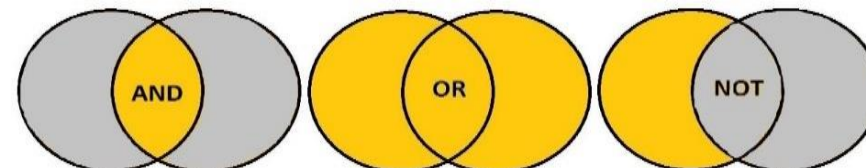
OR – the operator OR broadens the search to include records containing either one keyword or the other. The OR search is particularly useful when there are several common synonyms for a concept or several variants to write a word.

Example: adolescent **OR** teenager;

NOT – the operator narrows the search by excluding unwanted words. You want to find books that are about architecture, but EXCLUDE those that discuss landscape.

Example: architecture **NOT** landscape

Boolean Operators



Using special search symbols

- To search exact phrases, enclose the phrase in quotes.
Example: "artificial intelligence", "global warming"
- To group terms together, use parentheses.
Example: (divorce OR separation) AND (teens OR adolescents)
- To find a term with different endings, use a mark * .
Example: child* - finds child, children, childhood, etc.

Searching for information sources

Search by:


1. Any word
2. Title
3. Author
4. ISBN, ISSN, ISMN, DOI
5. Publisher
6. Place of publication
7. Serial
8. Years of publication
9. etc.

The screenshot shows a library search interface with the following elements:


- Navigation tabs:** Basic Search | Multi-field Search | Advanced Search | Multi-base Search | C
- Search input:** A text box labeled "Type word or phrase".
- Field to search:** A dropdown menu currently showing "Any word". The dropdown list is open, showing options: Any word (highlighted), Title, Author, Place of publication, Publisher, Year of publishing, Subject (lit), Serial, ISBN, ISSN, ISMN, Holdings cypher, System No, and Barcode.
- Words adjacent?:** A dropdown menu currently showing "Any word".
- Base to search:** A dropdown menu currently showing "Title".
- Limit search to:** A section with two dropdown menus: "Language" (set to "all") and "Document type" (set to "all").
- Search hints:** A section with four bullet points:
 - If you choose Yes for "I want to find books on programming."
 - Lowercase letters will find more books.
 - You may use the Boolean operators AND, OR, and NOT in your search string. For example, computer AND surgery.
 - Use the ? or * character to find words that contain portions of words. For example, comput? will find computer, computing, and computation.
- Search button:** A yellow button labeled "Search".
- Additional fields:** "Year from" and "Year to" input boxes.

Simple search/ Basic search

Searching: [Academic Search Complete](#) | [Choose Databases](#)



[Search Options ▶](#) [Basic Search](#) [Advanced Search](#) [Search History](#)

[Search](#) 

- Keywords are searched in the whole document, bibliographical information, in keywords field and etc.
- It is easy to use – one search box to enter the keyword(s).
- Lots of results are provided – usually you have to narrow the results by using the Boolean operators or special searching system criteria.

Searching for information sources

Advanced search

Searching: [Academic Search Complete](#) | [Choose Databases](#)

<input type="text"/>	Select a Field (optional) ▼	Search
AND ▼ <input type="text"/>	Select a Field (optional) ▼	
AND ▼ <input type="text"/>	Select a Field (optional) ▼	

[Clear](#) ?

[Basic Search](#) [Advanced Search](#) [Search History](#)

+ -

- Several search boxes provided for the search.
- Allows to narrow the search and get more relevant results.
- Ability to choose where to search for every keyword.

Searching for information sources

Browsing



- You can review document lists by subject, alphabet, journal title and other criteria.
- Browsing from broad subjects to narrower results, for example, particular journal or article.
- Useful when you are not sure what you are looking for and want to get familiar with a subject.

Searching for information sources

MRU Library Electronic Catalogue



1. Enter the search term(s).
2. Note the Location of a book(s) (*Reading Room, Lending Department, etc.*).
3. Write down the Call Number.
4. Find a book on the shelves by the Call Number.

Subscribed Databases

- MRU Library subscribes to lots of fulltext and bibliographical databases, most of them are in English. Scientific journals, articles, e-books, legal acts, statistical information and etc. are available in these databases.
- Remote access (outside the University Campus) to the databases for MRU community is available by EZproxy system.



Scientific resources for MRU community

<https://www.mruni.eu/databases/>

Subscribed Databases

- You are able to download, print or e-mail articles from the databases.
- E-books can be read online, there is a possibility to download them for some period (reading conditions differs in various DB).
- Not all the documents will be available in full-text – it depends on subscription conditions in various databases.

<https://www.mruni.eu/databases/>



MRU Institutional Repository



- About 7000 documents.
- Books, scientific articles, conference proceedings, doctoral theses and other materials.
- Choose a proper collection.
- Search by: title, author, subject, etc.

Scientific resources for MRU community

<https://repository.mruni.eu/?locale-attribute=en>

Lithuanian Academic Electronic Library



- **Lithuanian academic libraries electronic catalogues:** books, scientific journals, doctoral theses, CD and other materials at MRU and other libraries of higher education institutions. Choose the relevant resource before searching.
- **Lithuanian academic electronic libraries in eLABa:**
 - ✓ Scientific publications of MRU and other higher education institutions in Lithuania.
 - ✓ Defended theses of higher education institutions in Lithuania: Bachelor, Master, Doctoral theses and their abstracts (*access to them differs*).
- **Other Lithuanian and foreign Open Access resources.**

Open Access Journals

- DOAJ <http://www.doaj.org/>
- HighWire Press <http://highwire.stanford.edu/lists/allsites.dtl>
- PLoS <https://plos.org/>
- PubMedCentral <http://www.ncbi.nlm.nih.gov/pmc/>
- Hindawi <http://www.hindawi.com/journals/>



Open Access Publishing

<https://teminiaiistekliai.mruni.eu/subjects/>

Open Access Repositories

Open access to articles, books, conference materials, Bachelor and Master theses, Doctoral dissertations and unpublished papers.

- **DOAB** (Directory of Open Access Books) <https://www.doabooks.org/>
- **OpenDOAR** <http://www.opendoar.org>
- **ROAR** <http://roar.eprints.org>
- **OAIster** (Union catalog of digital resources)
<http://oaister.worldcat.org/advancedsearch>



Open Access Repositories

- Several repositories of theses defended at universities in various countries:



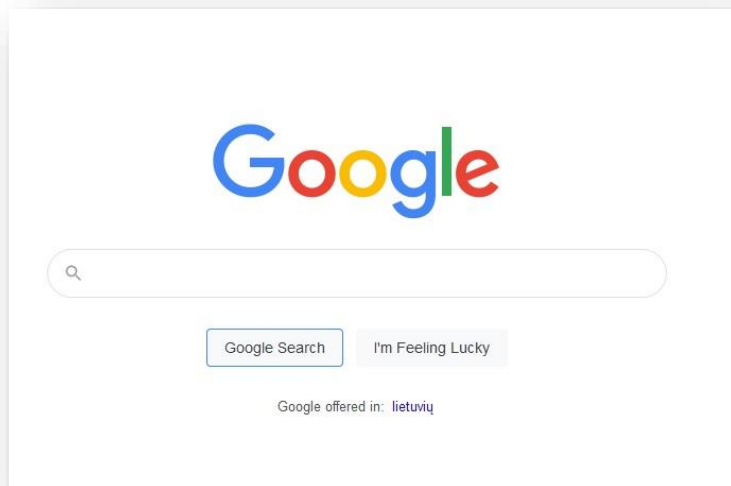
Open Access
Theses and Dissertations



Scientific Information Search Systems

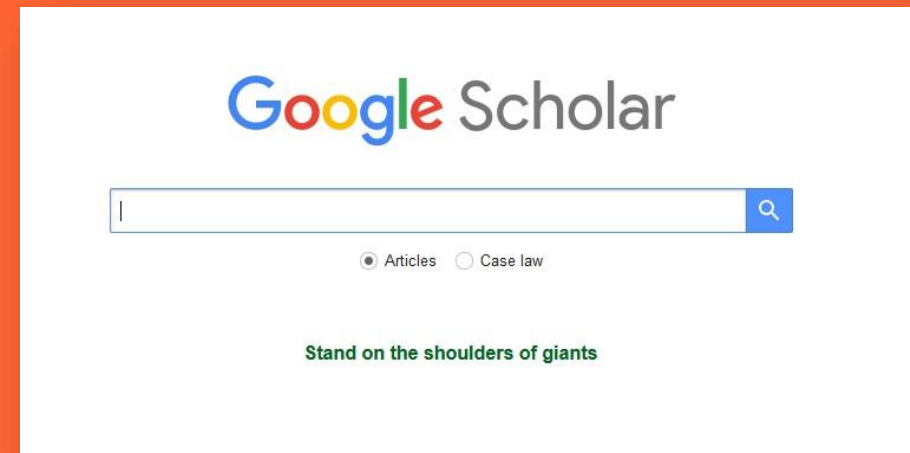
Google

Search “history of law” – about 87 700 000 results



Google Scholar

Search “history of law” – about 127 000 results



Scientific Information Search Systems

- Google Scholar <https://scholar.google.com/>
- Google Books <http://books.google.com>
- Google Patents <https://patents.google.com/>
- Worldwidescience <http://worldwidescience.org/>
- ScienceResearch.com <http://www.scienceresearch.com/>
- CrossRef Metadata Search <http://search.crossref.org/>
- BASE <http://www.base-search.net/>
- Biznar <https://biznar.com/biznar/desktop/en/search.html>
- Mednar <http://mednar.com/mednar/desktop/en/green/search.html>



You will find **lots** of information, but **only a part** of it will be freely available.

Where can I get HELP?



MRU Library webpage

<https://www.mruni.eu/en/library/>

Information Desk at the Library

- phone: +370 5 271 4599
- e-mail: biblioteka@mruni.eu

“Personal” Librarian

[Subject Librarian](#)

Help section at the webpage


[FAQ](#)

MRU Subject Librarians




Albertas Olechnovičius

Law School
Phone: +370 5 271 4726
E-mail: olex@mruni.eu
Room: I-037



Dalia Mikėnė

Faculty of Human and Social
Studies
Phone: +370 5 271 4726
E-mail: d.mikene@mruni.eu
Room: I-037



Loreta Šetbarė

Faculty of Public Governance and
Business
Phone: +370 5 271 4726
E-mail: loreta@mruni.eu
Room: I-037



Benita Sušinskaitė

Academy of Public Security
Phone: +370 5 281 405
E-mail: benita@mruni.eu

Trainings
Individual consultations
Other services

Library Training



- **How to find information for your papers?**
- **Academic Literacy**
- **Reference management tools: Zotero and Mendeley**
- **How to prepare a good presentation for thesis defence?**
- **And others on demand.**

<https://www.mruni.eu/en/library/library-training/>

You can book:



- Individual consultation
Contact the [Subject Librarian](#) of your faculty.
Remote individual consultation via *Skype* or *MS Teams*.
- Information [Search Strategy](#)
- Invite Subject Librarian to your class (after making agreement with your lecturer).

Reference Management Tools ZOTERO and Mendeley

- Free
- Helps to organize your references
- Helps to cite and automatically generate bibliographies
- Variety of citation styles (APA, Chicago, etc.)

<http://www.zotero.org>

<https://www.mendeley.com/>

zotero



How to cite and generate a reference list?

- Follow the instructions of your Faculty Bachelor/ Master theses methodical requirements.
- **APA** (American Psychological Association) citation style or **Chicago** citation style is used for all academic and research papers at MRU.

Examples: [APA](#) [Chicago](#)



Mykolas Romeris
University

Any questions?

Dalia Mikėnė
d.mikene@mruni.eu

Albertas Olechnovičius
olex@mruni.eu

