

Student House at Didlaukio st. 57



Table of contents

Table of contents -----	2
Floor maps -----	3
Laundry Room -----	4
Study Rooms -----	5
Common Rooms -----	6
Leftover Room & Posts -----	7
Common kitchens & Smoking spaces --	8
Services in Student House -----	9
Prohibited matters -----	11
Useful Information -----	12
Fire safety information -----	14

Contacts

Students House Manager Nijolė Jansonienė

E-mail: njansoniene@mruni.eu

Office Hours:

✓ Didlaukio st. 57 tel. +370 5 2714 - 567
(Mondays, Wednesdays) 8:00 ~ 16:45
(Fridays) 8:00 ~ 18:30

✓ Didlaukio st. 86 tel. +370 5 276 - 0609
(Tuesdays, Thursdays), 8:00 ~ 16:45

Administrator Audrius Preikša

E-mail: audrius.preiksa@mruni.eu

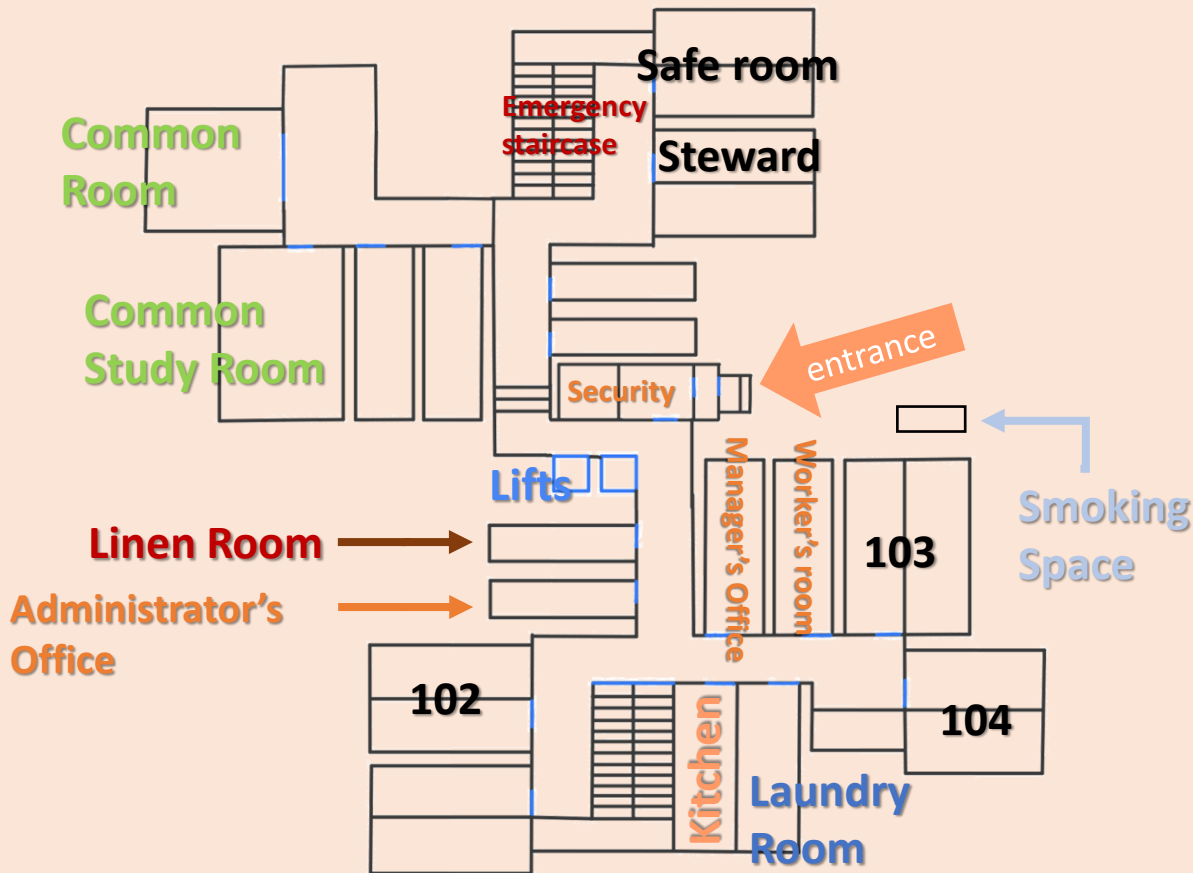
Office Hours:

✓ Didlaukio st. 57 & 86 Tel. +370 5 2714-559
(Mondays-Thursdays) 8:00 ~ 16:45
(Fridays) 8:00 ~ 15:30

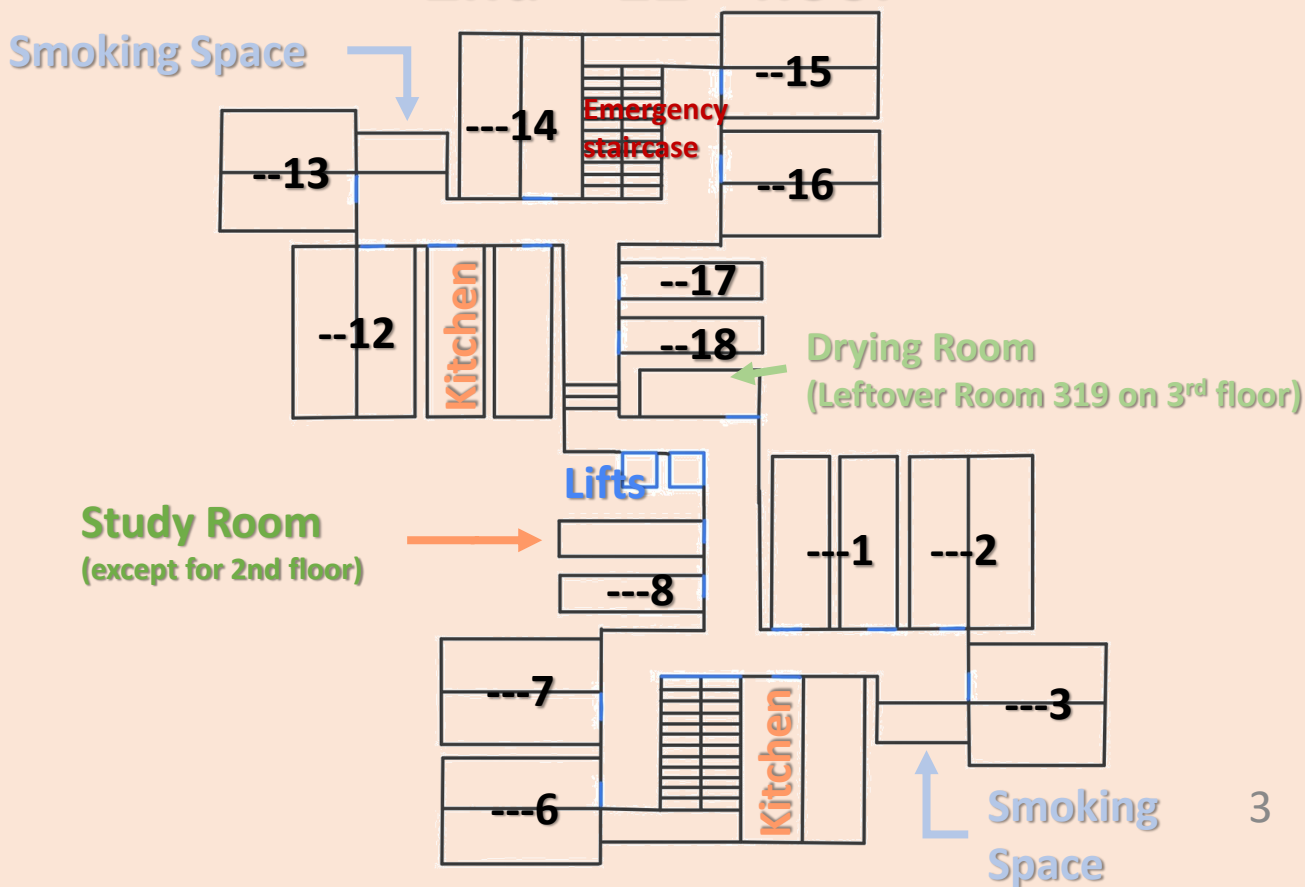


Floor maps

1st floor



2nd ~ 12th floor



Laundry room

On the 1st floor, there are 3 washing machines and 3 dryers available for use. In order to use the washing machines, you need to **prepare laundry detergent** by yourself.

The prices are following:

- ✓ **Washing machine – 3 Eur**
- ✓ **Dryer – 1.5 Eur**

NB! No change given & timers do not work properly
(e.g. the timers of washing machines show 40 mins to finish, but it actually takes 90 mins to finish)



Since these facilities are limited,
we suggest to check following laundries:

- ✓ “Londris” – Stanevičiaus st. 44. TEL: (8-638) 53218
- ✓ “Fėja Skalbėja” – Kareivių st. 19. TEL: (8-616) 95448

Study Rooms

In this dormitory, we **have a study room on each floor** (except for 1st and 2nd floor).



You can get the key from the security on the first floor, but you need to follow the rules:

- ① **Submit your student card to the security**
- ② **Fill out your name, time to start using, and your phone number or room number**
- ③ **Return the key within 24 hours**
(otherwise inhabitants of the dormitory can ask you to return the key)

Common Rooms

On the first floor, there are 2 common rooms.



One of them is a room that you **can use freely and play table tennis.**
(Go to p.9 for more information)

The other room which has multiple tables and chairs is **a common study room** where you CANNOT bring food.



✂ Student house common spaces are cleaned 1 time/ day,
Monday - Friday by the cleaning lady.

Leftover room

On the 3rd floor, we have a leftover room **where you can get used utensils, clothes, etc.**

Also, when you leave the dorm, please bring stuffs that are still available to this room so that other residents can use them.



Post



You can find the post next to the lifts on the first floor.

Posts are arranged in alphabetical order

Parcels are not delivered here, but you may get a notification of parcels from the Lithuanian post. Then you can go and get them in Lithuanian post.

Kitchens & Smoking spaces

Common kitchens

In the kitchen you **CANNOT leave your trash** so you need to **clean up every time you use**, otherwise the **kitchen will be closed**.

You can use the cleaning cloth, and it is changed every two weeks.

The common kitchens are equipped with

- Refrigerator
- Oven (on the 4th & 6th floor)
- Microwave oven
- Electric stoves



Smoking spaces

There are 2 kinds of places where you can smoke at the Dormitory.
One in front of the dormitory and
2 balconies on every floor (except for 1st floor)



Services at the MRU Student House (1/2)

Change of bedding

You can get new beddings twice a month.

(pillow-case, blanket cover and sheet)

- on 5th and 20th day of each month
- from 1pm until 5 pm
- by asking the security guard

If the 5th or 20th are non-business days, the next following business day counts.

The 5th and 20th are changing days!

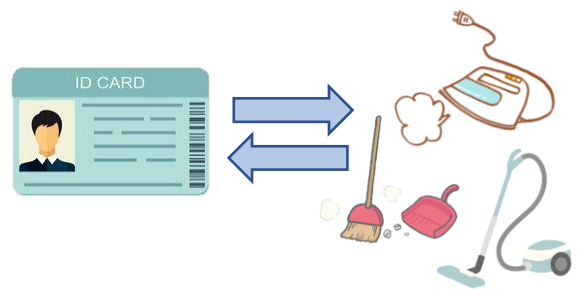


Rental of tools

You can borrow different tools for one hour per day. Ask the security guard and bring your dormitory residence card. (free)

Rentable tools:


- **Clothing iron**
- **Broom**
- **Vacuum cleaner**



Rental of table tennis tools

You can play table tennis in the **common room on the first floor**.

Rackets and balls can be borrowed from the security. Playing hours are **from 8am until 22pm**.



You can enjoy playing table tennis!

Change of room

You can move to another room after **obtaining permission** from the Student House Manager:

njansoniene@mruni.eu

audrius.preiksa@mruni.eu

You should get a response within five business days.

if room is not available you will be added to the waiting list.




Services at the MRU Student House (2/2)

Equipment issues

If you have some trouble in your room, our technicians will help you out as soon as possible.

Please specify your problem in the informational books **on the first floor**. Depending on the type of problem, leave a note for the **plumber, carpenter or electrician**.



Daily Cleaning Procedure

Every kitchen and hallway is being cleaned daily from Mondays to Fridays.

Please be aware that our cleaning lady only speaks Lithuanian and Russian.



Lost & Found Box

If you find something laying around in the dormitory, please bring it to the **"Lost & found box" on the first floor**.

Whether it's somebody's socks from the laundry, dormitory cards or else: the person who lost their item will be grateful!



Suggestion Box

You are free to anonymously share constructive criticism or other remarks considering life in the dormitory.

- on the first floor



Prohibited matters



1. Keeping a pet

Keeping pets in the student house is banned.

2. Drawing on walls

If you draw something on the wall, you will get fined.
And you can't repaint the wall by yourself.
(the Manager already knew which room has drawing)



3. Storing alcohol

You are not allowed to bring, store or drink alcoholic beverages in the MRU Student House.

4. Using own appliances

If you want to bring your own electric appliances, you must get a permission from the manager. Due to the fire hazard, electric heaters are not allowed at all.



5. Loud noise after 10pm

Please respect your fellow residents and limit noise after 10pm.

Useful information

Waste sorting

Please **buy and use your own trash bags**. Garbage should be divided into **residual waste, plastic, glass and paper/ carton**.

Trash bins are located on **the backside of the dormitory building**. If you'd like to recycle your clean plastic bottles, you can bring them to the supermarket.



Yellow
=plastic

Green
=glass

Blue
=paper



Floor's chatroom

Each floor has a WhatsApp-group.

You can ask questions and share information with other residents.
e.g.) you can have regional food events
you can ask to borrow something etc...

Please check the board in front of elevator.



Central heating system



If temperatures drop below 10 degrees for several days, the central heater will automatically start working. It's not possible to change settings or operate the heaters by yourself.

MRU sometimes starts to operate the heater early. (around October)

Sometimes central heating system gets some air inside the pipes and one or two rooms can get cold, then students should contact Administration or Plumber ASAP.

Dealing visitors

During the pandemic

Visitors **are not allowed** into the Student House

After the pandemic

Visitors **are allowed** to visit residents, if they:

- register at security
- inform security which room is being visited
- show an „**opportunity passport**” or another appropriate document that confirms their vaccination
- leave the student house no later than **11pm**.



Deadline of payment fee

Residents must pay their accommodation fee until the 15th of each month.



Checking out procedure

1. Inform the manager on your departure 3 days in advance
2. Clean your room and present it to the manager or security.
3. Return the room key, your student ID card and your bedding to the security.
4. Take your food from the common fridge.



✂if you cancel the contract early and leave here, you must inform that 14 days advance by email. If you did not inform that properly, the full months of fee will be applied.

Management of lost items

If you leave any of your belongings behind, we cannot take responsibility. Therefore, any belongings may be disposed of if you don't contact the manager within 3 days.

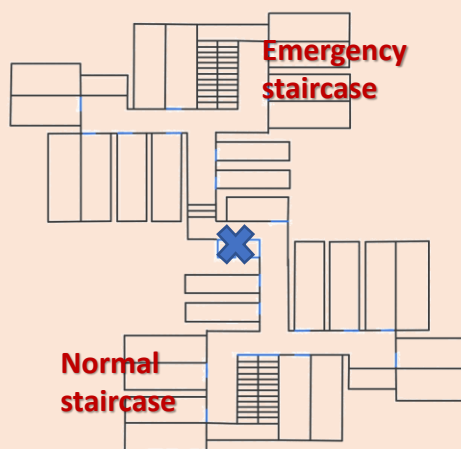


Fire safety information

When you hear a fire alarm, you must immediately go down the stairs to the first floor, go outside and gather at the main entrance.

✕ it is forbidden to use an elevator for evacuation.

There are 2 staircases which are accessible by breaking emergency box and taking the key.



if hallways and staircases are full of smoke and you cannot leave the room, stay in your room.

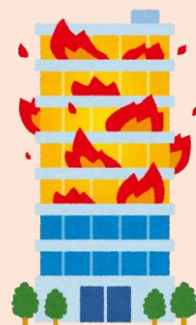
In case of fire near your room:

- call the general emergency number **112** immediately.
- be sure to report fire to security personnel.

Security local phone number:

Didlaukio St. 57: +37052714562

Didlaukio St. 86: +37052761653



You can find two fire extinguishers in wall cabinets on each floor.

For more detailed information, please check the poster on the first floor.

Editors : *Moe Yonemitsu Yukinari Hosokawa*

Issued on 01/02/2022